

ROCKY SHORE RESOURCE PACK

Activities, games and
classroom ideas for
anyone wanting to
teach about Exmoor's
rocky shores.



EXMOOR
NATIONAL PARK



INTRODUCTION

This resource pack has been developed for KS2 teachers and educators working in Exmoor to support teaching and outdoor learning. It contains a selection of information sheets, quizzes, games and activities for use on the shore, in the classroom or on school grounds. Many activities include suggestions for 'extended learning' activities and questions to discuss as a class or with individual students. An answer sheet is also provided at the end of the pack.

Please feel free to print and use these resources.

These resources have been developed as part of the Shoresearch Exmoor Project. Shoresearch Exmoor was a partnership project from 2013-2015 between Devon Wildlife Trust and Somerset Wildlife Trust, with the support and funding of the Exmoor National Park Partnership Fund.

Shoresearch Exmoor aims to increase awareness and understanding of Exmoor's coastal and marine habitats and support effective conservation through improving local knowledge of marine species and habitats

and nurturing a sense of stewardship among local communities.

It is hoped that these resources will contribute towards these aims and help to create a new generation of marine champions on Exmoor.



For more information on the organisations involved in developing this resource:

- www.exmoor-nationalpark.gov.uk
- www.devonwildlifetrust.org
- www.somersetwildlifetrust.org
- www.mba.ac.uk

For more educational resources like these visit:

- www.mba.ac.uk/learningzone

For information about UK marine life visit:

- www.marlin.ac.uk

This resource pack has been designed and produced by the Marine Biological Association.



Content provided by Devon Wildlife Trust, Somerset Wildlife Trust and the Marine Biological Association. Illustrations and design by Jack Sewell except: Seashore code illustrations provided by Devon Wildlife Trust; Exmoor NP Map by Nilfanion; Lynmouth photographs by Philip Halling and William (Geograph.org.uk); Routemaster bus - Tony Hisgett via Wikimedia commons; Sun icon by Eddo; moon by Moonchild Productions.

EXMOOR'S ROCKY SHORE

Exmoor's coast has some of the most extreme tides in the world. Twice a day the sea retreats, exposing a wonderful world of rockpools and boulders, ready to be explored!



Exmoor National Park Facts

- The National Park has 59 km (37 miles) of coastline!
- The National Park spans Devon and Somerset.
- It is outstanding for its scenery and wildlife.
- Exmoor has the highest coastline in England and Wales with coastal hills rising to 433m (1421ft) at Culbone Hill. The sea cliff on Great Hangman is the highest in England and Wales at 244m (800ft) .
- The National Park Coast borders the Severn Estuary. Due to the estuary's funnel shape it has the second highest tidal range in the world (after the Bay of Fundy in Canada).



The Rocky Shore




The shoreline is the area between high and low tide and is influenced by rock type and wave action.

Waves are made when the wind blows over the sea. The bigger the wave, the more energy it has....and the more energy it has the more damage it can do to the shore and what lives there.

There are lots of different places to live on a rocky shore, these are called micro habitats. Different habitats include: rock pools, amongst seaweed, under rocks, in crevices or in sand or mud.


THE SEASHORE CODE

The most important thing to remember when you visit the beach is to help look after it. So make sure you always follow The Seashore Code!



Handle me with care

Poking or squeezing soft-bodied animals like sea anemones can harm them.




Put me back

Use hands and buckets to catch creatures not nets, and make sure you put everything back in its home. Don't leave animals in buckets for a long time.




Watch where you walk

Be careful not to knock or crush small sea creatures. Don't force animals off the rocks, especially limpets and anemones.



Don't make me homeless

Make sure a shell is empty before taking it home and try not to take too many.



I don't like litter

Take all your rubbish home with you - litter kills marine life.



Look after yourself

Always check the tide and keep away from the cliffs.

Extension activity:

Make your own poster to remind people to follow one or all of the seashore code rules. Can you come up with any other rules?