



RURAL HOUSING PROJECT

EXMOOR, NORTH DEVON AND WEST SOMERSET

HOUSING NEEDS SURVEY

GOODLEIGH

North Devon

April / May 2012






RURAL HOUSING PROJECT

EXMOOR, NORTH DEVON AND WEST SOMERSET

The Rural Housing Project has been running since 2002 and is a partnership between Exmoor National Park Authority, North Devon Council, West Somerset Council, English Rural Housing Association, Falcon Rural Housing, Hastoe Housing Association, North Devon Homes, Devon and Cornwall Housing Association and Magna Housing Association. It has been working hard to address the shortage of affordable housing within a predominantly rural area. The area covered by the project displays an extreme disparity between incomes and house prices, which makes it hard for many to gain secure footing within the housing market.

The Rural Housing Project is designed to help promote and deliver affordable rural housing strategically across the project area and helps deliver Exmoor National Park housing policies within the Park. This is being achieved by informing people about affordable rural housing, providing help and advice, carrying out research at parish level to assess the affordable housing need and bringing together the community and various partners to help deliver housing where it is needed.




Colin Savage
Rural Housing Enabler

One of the tasks for the project is to work with the Parish Council and the local community to assist them in carrying out a housing needs survey, in order to identify whether there is a need for affordable housing for local people in the parish.

GOODLEIGH PARISH HOUSING NEEDS SURVEY

Introduction

Goodleigh village is located 3 miles to the east of Barnstaple. It has a church, primary school, village hall and a pub. The parish includes the hamlets of Snapper and Lilly. North Devon Local Plan defines Goodleigh as a “Small Village” – see Appendix B for relevant extracts from the Plan.



Background Demographics

There are 178 dwellings in Goodleigh parish of which 7 are classed as second residence/holiday accommodation. The majority of properties are owner-occupied, as shown in the following chart:-

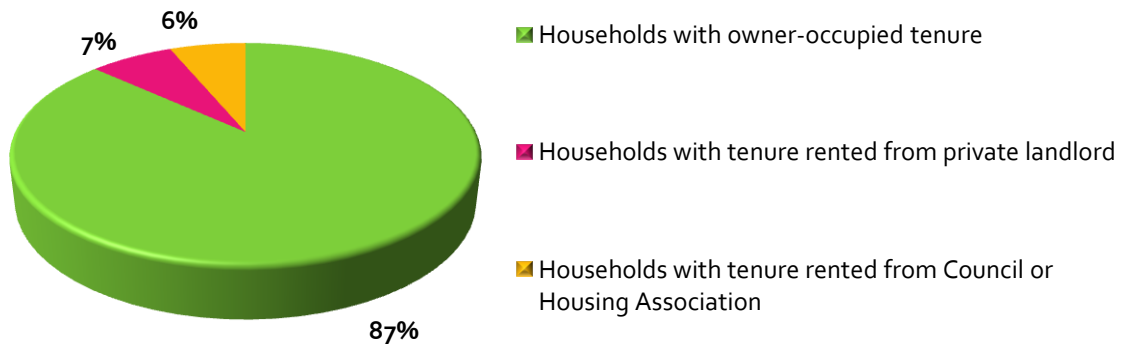


Figure 1 Property Tenure Goodleigh Parish

Goodleigh parish has a population of 428¹ of which 230 are male and 198 female. 20% of the residents of Goodleigh are aged 65 or over, full age breakdown as follows:

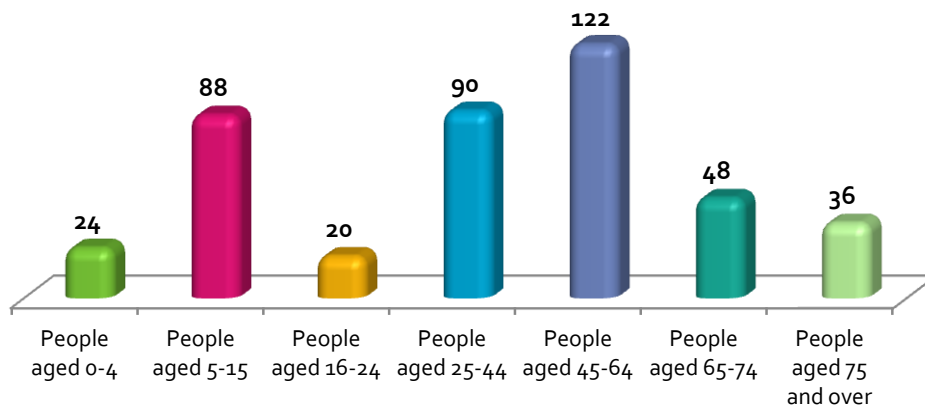


Figure 2 Population Age Breakdown Goodleigh Parish

¹ Census 2001 : Office of National Statistics

In August 2012 there were 7 properties for sale in Goodleigh² only one of which was below £200,000 and this was described by the estate agent as a “rare opportunity”. There was just one property available to rent privately, a 2 bed apartment on the top floor of a former manor house at £650 per month. The average income in North Devon is £24,970 per annum³.

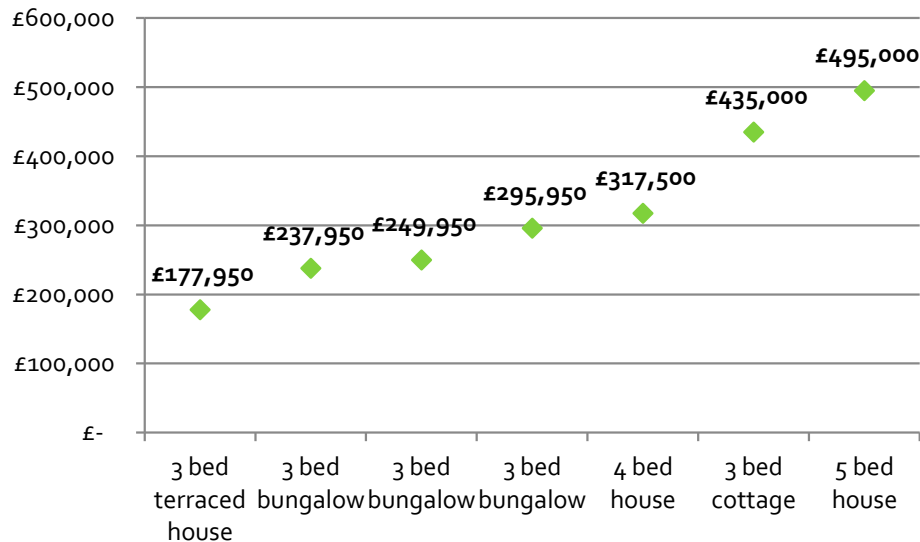


Figure 3 Properties for Sale in Goodleigh as at August 2012 (Asking Price)

The Survey

Following discussions with Goodleigh Parish Council, and with their full agreement, initial housing needs survey forms were sent to all 178 households in the parish, along with a covering letter from the Rural Housing Enabler. All households were asked to return the first part of the survey, which asked

- Who they perceived to be in greatest need of new homes in the parish – young people, families, people with disabilities, the elderly, single people or those who have had to leave and wish to return;
- Whether they would be in favour of a small number of new homes to help meet the housing needs of local people if the need is proven;
- Whether they would support provision of informal open space closer to the village than the current recreation ground;
- Whether they consider on-street parking to be an issue in the village and if so what they would like to see done about it; and
- Suggestions for sites where a small development could be built or building/s that could be converted for affordable housing.

A total of 50 surveys were returned – a 28% return. Summary charts of results are shown below, and comments and suggestions are listed in Appendix A.

² www.findaproperty.co.uk

³ www.northdevon.gov.uk NDC Baseline Data 2009

Perception of Housing Need

Respondents felt that those in greatest need for provision of housing in the parish were in the following groups:

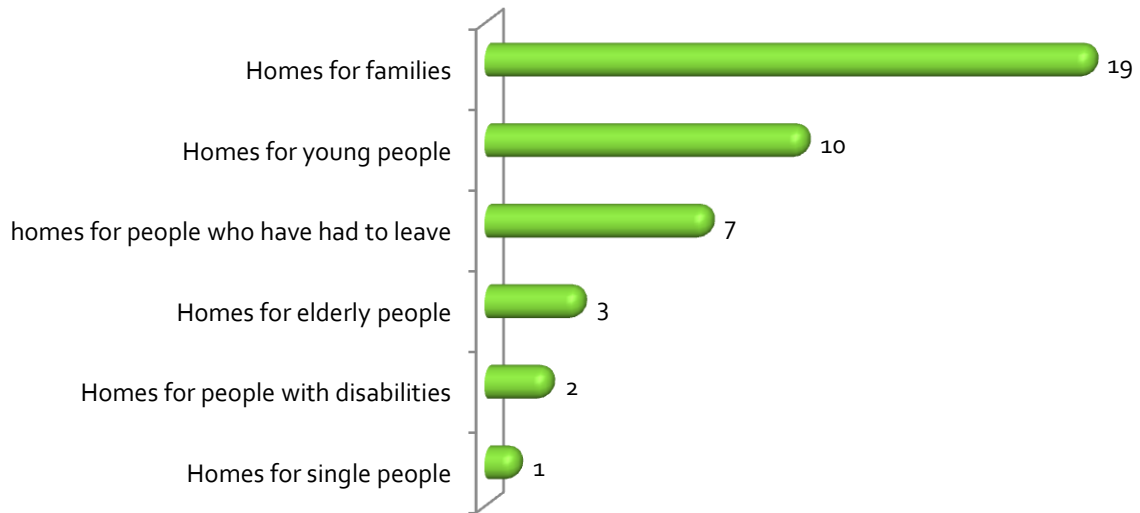


Figure 4 Perception of Housing Need

The majority of respondents would be in favour of a small number of new homes being provided to help meet the housing needs of local people in the parish, comments in Appendix A:

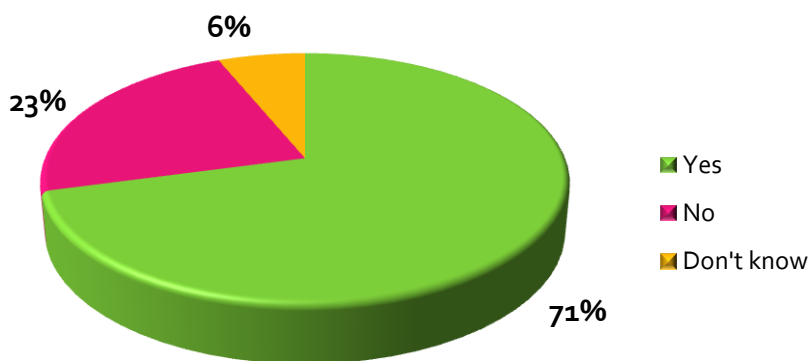


Figure 5 Those in favour

The majority would also support provision of informal open space closer to the village than the current recreation ground, comments in Appendix A:

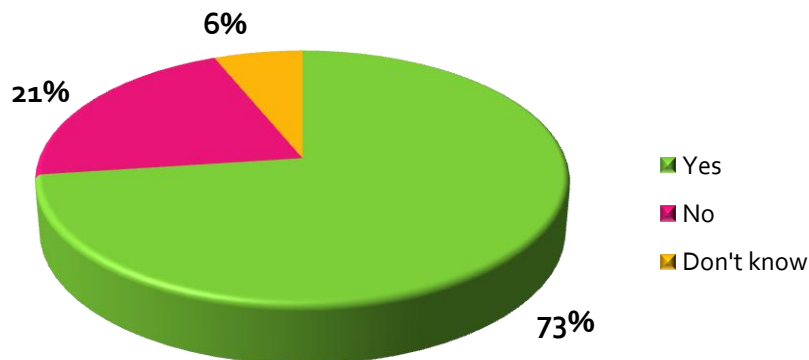


Figure 6 Open Space Provision

On street parking was felt to be an issue by most respondents, comments in Appendix A:



Figure 7 On-street Parking

Housing Need

Of the 50 surveys returned, 8 indicated a need to move in the near future and they were subsequently sent follow-up forms to ascertain further information about their accommodation needs. Reminders were posted in the parish in the form of posters and newspaper articles (see Appendix D). Four households submitted the requested follow-up information. One of these did not wish to remain in Goodleigh. The remaining three households indicating *local* affordable housing need were as follows:

- One family with three children hoping for a three bedroom property
- One single person wishing to move into first independent home
- One couple in private tenancy needing a home in which to start a family.

Rural Housing Enabler's Observations and Recommendations:

COMMENTS AND SUGGESTIONS – GOODLEIGH

Housing

- A lot of the young adults of the village have had to move out of the village as there are no houses available to buy/rent so they can be closer to their families.
- All the available housing in our village is too costly for young local people
- Families will help keep school going and may encourage more services e.g. bus route.
- Goodleigh is a lovely village, with a good community. It is a shame for people to have to move away because of housing.
- I have lived in the village for over 25 years. My parents still do. Due to living cost it is not viable for me to live in Goodleigh. I am getting married soon and would love to live in the village with my family.
- I would like “small” defined precisely before any development goes ahead. Don’t want the old village and community subsumed.
- If the homes were affordable; for people trying to get onto the market. Low deposit requirements would also be a benefit. Housing fitting with the rural location would be great, i.e. natural materials.
- Importance of young families being able to remain in village to continue the community
- In favour, if only to prevent village stagnation.
- Increasing the size of the village would add to the number of people using facilities in the village.
- Individual houses with own parking – not ribbon development or larger developments causing increase in traffic due to poor public transport facilities and no shop or post office.
- More affordable rented accommodation needed to keep village viable. It’s an expensive place to live.
- More houses? But remember you need to first improve roads, parking, sewage, road water disposal. You don’t maintain the roads now to a proper standard, poor surface and trees or branches illegally overhanging the roads.
- Only if proven
- Small properties that would allow pets and a piece of garden to grow your own veg. Could be very rural and rent charged slightly higher to allow the above.
- The grown up children of old village families cannot afford to buy and not much property turnover.

- We are an ageing population
 - We moved into the village to get away from town and expanded villages like Landkey, High Bickington, Fremington etc. which have all lost their identity due to expansion.
 - We need affordable rented housing to allow young people to leave home and start their own life; providing these are not then sold under a “right to buy” scheme.
 - We need new homes to keep village life going, to help the school and local village pub. We have lost our post office and shop and don’t want to lose our other amenities. We want the village to thrive and grow – not die.
 - Yes, as we all need a home. We rent privately but would love a council property that we could afford as in a few years we will be at retirement age.
 - Yes, but I believe parking and having no shop or a decent bus service needs to be looked at first.
 - Young people brought up in the village can’t afford to buy homes that currently come onto the market in Goodleigh. Affordable homes for them is essential for the future of the village, school etc.
 - Your authority needs to address itself to holiday homes which are being acquired in this area thereby reducing the opportunity of young purchasers/tenants securing permanent homes and thus providing school and church attendance.
-
- The village currently has a very varied range of housing provision.
 - There are plenty of houses for sale/rent in Goodleigh.
 - There is a large development planned for Goodleigh Road so I would not support a number of houses on Greenfield site but I would support individual sites within existing buildings, barn conversions etc.
 - Any increase in numbers in the village of Goodleigh would bring the same social problems as has happened in other villages.
 - Too many cars blocking the roads already.
 - I do not support any use of Greenfield sites when there is wasteland and empty commercial units in Barnstaple.
 - Number of second homes/holiday lets in village if need was pressing these would have been purchased locally.
 - Goodleigh is not isolated and there is already a large housing development on the outskirts of Barnstaple.
 - The council estate that is already built here was for local people – now 99% outsiders so can’t trust what will happen.
 - Goodleigh is already overpopulated.

Open Space

- Yes, the site adjacent to our village hall is most suitable.
- Yes, the Northleigh Hill site is too far for young children to go and dogs use it, and are barking when you go into it!! Play area by village hall, great for pre-school children, but not for those 10+ years.
- Yes, the current playing field is not used because of the position – too far from the village centre
- Yes, current location is not in an ideal location for most young people to access it.
- Yes, the current ground is located too far out of the main part of the village and to access it is along a tight road which is dangerous to walk along.
- Yes, the council estate here already should have been the recreation ground where the children could have been kept an eye on.
- Yes, sited near village hall
- Yes, Northleigh Hill would be dangerously busy and the junction at the bottom of Chelfam/Bratton Fleming would be overused by people seeking alternative exit/rat run.
- Yes, next to the village hall.
- Yes, needs to be nearer to the centre of the village.
- Yes, near to the site of the present village hall.
- Yes, land between the village hall and Coombe Woods has been suggested.
- Yes, it's level, could be used for several needs. To be looked at.
- Yes, depending on what is proposed for its use.
- Yes, current recreation too far on unsafe paths and crossings
- Yes, current ground is up a steep hill away from main houses in the village. Some villagers I have spoken to didn't even know it existed. Would be much better closer to the village hall.
- Yes, children rarely use the current ground because of the steep hill.
- Yes, and provision of footpath through the village.
- Yes and No – only if the current site is kept for the children in the Northleigh area or part of it; because of distance between Northleigh and the village I feel two areas are needed.
- Yes and No – I would agree about an open space nearer to the village but feel Northleigh needs its own space as well.
- Yes. I am not sure where the informal open space currently is, but more centralised amenities are always more widely used.
- Yes, provide trees and seats for all age groups.
- No, not necessary
- No, not affected

Parking

- Yes, use village hall car park, restrict to permit holders.
- Yes, stop the huge lorries coming through the village to Tree Beech Rural Enterprise Park. Provide more public transport – buses on 2 days is insufficient.
- Yes, resident parking – school/church users should be dissuaded from parking willy nilly in resident parking areas.
- Yes, provide car park central to village
- Yes, parking in Longland Close could be extended by removing part of the green embankment near the houses (not near the play area).
- Yes, park village hall
- Yes, more parking
- Yes, maybe designated parking around the village hall area annually chargeable to go towards village funds.
- Yes, many houses have parking place or garage but prefer to leave their cars in the road. For others, create a car park in the field by the church, village hall or Pitt fields.
- Yes, I would like all the lorries etc. from Tree Beech to be banned through the village.
- Yes, I think there should be a limit to how many cars a house can have as parking is a problem.
- Yes, I have disability problems and cannot park near my home, there are problems when there is an event at the school or village hall because I cannot park at all.
- Yes, especially at school and pre-school collection times. This is only a problem at school and in the centre part of the village by the pub.
- Yes, but traffic generally is a greater worry to me. The heavy lorries thundering through cause my ancient house to shake.
- Yes, but not for myself. New housing would need parking on their own drive. The Village Hall should allow village parking at all times.
- Yes, better paths, crossing e.g. pedestrian, traffic lights.
- Yes, because of the geography of the village I cannot see that there is a solution to this one. Better bus service??
- Yes, because of housing costs people are at home longer and therefore more vehicles than ever intended for properties.
- Yes, automatic illuminating slow down sign at east end of village before the junction of Northleigh Hill – poor visibility for vehicles entering the village from the east. Investigate possibility for more parking facilities for the residents of Longland Close to prevent parking on corners to the close causing danger to vehicles emerging.

- Yes, any new houses must have a drive plus a garage so that the problem does not get any worse – Goodleigh has a poor bus service.
- Yes, an additional survey is perhaps required to find off road parking – particularly at east end of village.
- Yes, a car park on land which was marked for the extra housing.
- Yes (1) Removal of “permanently” parked vehicles, and (2) Creation of some public parking spaces at e.g. a new recreation ground, Longland Close, by the church/school, or at the Northleigh Hill junction.
- Yes – provision of a car park
- Yes – lights each end of village and double yellow lines.
- No, the on street parking helps to reduce the traffic speed.

Site Suggestions

- Playing field at top of Northleigh Hill (assuming another more suitable playing field could be acquired)
- Field adjoining village hall car park, which could also accommodate new playing field.
- Land adjacent to village hall, existing playing field. I am a self employed builder and would love a chance to build my own home.
- Field near village hall, Northleigh Hill playing field
- On the recreation ground we use now
- Adjacent to school or adjacent to village hall.
- Site for small development could be made on the existing recreation ground; make compulsory purchase of land near village hall for replacement recreation area and future new village hall?
- Site of current recreation field
- The field opposite the village hall. Affordable housing and village green – maybe a small pond?
- Northleigh playing field – not used.
- Not necessary as there are usually up to four houses for sale in the village at any one time.
- Field behind village hall could provide housing and excellent position for playing field.
- The existing playing field
- Land next to Church Close
- Land old quarry Northleigh Hill
- Land adjacent to village hall
- Land at existing playing field
- Northleigh Hill play area would be ideal.

- *Field opposite village hall (church side)*
- *Esmond-Coles' site*
- *Goodleigh does not lend itself to development – too steep, poor roads, or too high if you go to the higher ground.*
- *We have already suggested a possible site for “informal open space” and limited housing, and maybe off road parking – to the west of the Village Hall.*
- *The only place I can think of is the field next to the village hall. The houses could go near the main village road with playing field opposite houses at Longland Close.*
- *Behind the village hall providing parking facilities are adequate and consideration taken to position of entrance due to closeness of bend near Coombe Close.*
- *Next to village hall*
- *Recreation ground Northleigh Hill*
- *One or two fields in centre village*
- *In the vicinity of the village hall*

RELEVANT EXTRACTS FROM NORTH DEVON LOCAL PLAN

PRIORITY AREA FOR RURAL REGENERATION [PARR]: Much of central and northern Devon is rural in character but is not subject to any significant landscape designations. These areas are generally subject to less development pressures, particularly in the remoter parts of North Devon, and have greater scope for economic diversification without harming the landscape.

3.22 The PARR contains a number of smaller villages that have a geographic location, historic significance and a basic level of services and facilities that make them a recognised focus for the immediate and surrounding community. For the purposes of the Local Plan, '**small villages**' within the PARR are identified as follows:-

Atherington, Chittlehampton, George Nympton, **Goodleigh***, Kings Nympton and Rackenford

* *Goodleigh is situated outside the PARR. However, the strategy applying to small villages in the PARR is considered appropriate as only the northern part of Goodleigh is situated within an AGLV (Area of Great Landscape Value) and to reflect its size and the availability of services.*

3.23 The '**small villages**' identified above cannot support or justify significant levels of new development due to their size and, in most cases, limited range of facilities, employment opportunities and transport options. However, allowing a limited amount of new growth in the small villages will help sustain and support rural community life and in particular maintain or enhance the level of existing services and facilities. The scale of new development should be compatible with the size, character and function of the settlement and surrounding area. Specific policies applying to these villages include Housing Policy HSG3, Economic Policy ECN3 and Policy COM4 which deals with community facilities.

7.20 Affordable housing schemes may also be permitted in small villages where they meet the requirements of Policy HSG8. Whatever the form of housing development, it must be well related to the main built up area of a village and follow a logical and defensible boundary. Proposals that harm the character of the countryside or the settlement itself will not be permitted.

POLICY HSG3

(Small Villages in the Priority Area for Rural Regeneration)

Residential development will be permitted within an identified small village where the scale of development is:-

- A. appropriate to the size, form and character of the village and the level of facilities available;
- B. well related to the main built up area of the settlement and does not harm the rural character, setting and form of the village and surrounding countryside.

POLICY HSG8

(Affordable Housing in Rural Areas)

A proposal for affordable housing to meet a local housing need in a rural area will only be permitted where:-

- A. The site is within or immediately adjoining the main built up area of an identified village or rural settlement to which policies HSG2, HSG3 and HSG4 apply;
- B. There is an established local housing need which cannot be met in any other way;
- C. The number, type and size of dwelling(s) proposed are the most suitable to meet the housing need(s) identified;
- D. The siting, scale and design of the development respects the character of the settlement and surrounding countryside;
- E. In the case of a single affordable dwelling, it is an appropriate size to meet the identified local need; and
- F. Secure arrangements are made to ensure the affordable housing remains available to meet the needs of the community both initially and in the long term provided the need exists.

POLICY ECN3

(Employment Within or Adjoining a Rural Settlement)

Employment development will be permitted within or on the edge of an identified village or small rural settlement where:-

- A. the scale and type of development is compatible with the size and location of the rural settlement; and
- B. it does not harm the rural character and setting of the settlement or the surrounding area.

POLICY COM4 (Community Facilities)

1. A development proposal for a community facility will be permitted within or immediately abutting the main built up area of a town, identified village or identified rural settlement providing:-
 - the scale of the facility is related to the needs of the local community;
 - it does not harm the character of the settlement or the surrounding countryside; and
 - it is accessible to a range of transport modes.
2. A development proposal involving the loss of a community facility will only be permitted where:-
 - there is no demand for the facility from the local community or the facility is unviable; or
 - there is a replacement or alternative facility available of at least equivalent standard and accessibility to the community served by the original facility; or
 - any replacement facility or rationalisation of an existing facility provides benefits to the local community which outweigh any harm from loss of the original facility.



RURAL HOUSING PROJECT

EXMOOR, NORTH DEVON AND WEST SOMERSET

Exmoor House, Dulverton, Somerset.TA22 9HL

☎ (01398) 322249 ✉ cbsavage@exmoor-nationalpark.gov.uk

1st February 2012

Dear Sir or Madam

Re. Housing in Goodleigh

Enclosed with this letter is a survey form which we are hoping you will complete and return, so that we can gauge the needs of people in Goodleigh parish regarding where they live or would like to live.

We would be grateful if every household could complete and return page one of the survey form. If you are looking for somewhere to buy or to rent in the next five years, please also complete the rest of the form; it will help us to identify all those requiring different housing, and how we might best help them. Elsewhere in West Somerset and Exmoor we have supported the delivery of housing through new build schemes with housing associations, conversion of empty/redundant buildings and new, self-build schemes. We will look at all options, and welcome your suggestions as to what might be appropriate in your parish.

The Parish Council is fully supportive of our undertaking this survey and will be very interested in the outcome.

Please post your completed form back to us before the end of February. If you have any queries, please don't hesitate to get in touch.

Yours sincerely

COLIN SAVAGE

Rural Housing Enabler

Enc.



RURAL HOUSING PROJECT

EXMOOR, NORTH DEVON AND WEST SOMERSET

HOUSING NEEDS SURVEY – GOODLEIGH

The purpose of this survey is to identify local housing requirements for people in all tenures - rented and owner-occupied.

SECTION 1 – EVERY HOUSEHOLD PLEASE COMPLETE AND RETURN

In your opinion, who do you think is in greatest need of a new home in the parish? *(Please tick one)*

Homes for young people	<input type="checkbox"/>	Homes for elderly people	<input type="checkbox"/>
Homes for families	<input type="checkbox"/>	Homes for single people	<input type="checkbox"/>
Homes for people with disabilities	<input type="checkbox"/>	No further homes are needed	<input type="checkbox"/>
Homes for people who have had to leave	<input type="checkbox"/>	Other, please specify	<input type="checkbox"/>

If need is proven, would you be in favour of a small number of new homes to help meet the housing needs of local people in your parish?

Yes No

Please briefly explain your views:

Is there any other development you would like to see in your community?
(e.g. open space, community buildings, employment opportunities)

Can you suggest a site where a small development could be built, or building/s that could be converted for affordable housing?

*Thank you for completing this.
If you will need to move home locally in the next five years, please also complete the other side of this form.*

SECTION 2 – TO BE COMPLETED BY ALL HOUSEHOLDS WHO ARE LIKELY TO NEED TO MOVE IN THE NEXT FIVE YEARS

HOUSING REQUIREMENTS		
Your present home is: <i>(please mark x)</i>		Type of home you need: <i>(please mark x all that apply)</i>
	Owner occupied	
	Low cost home ownership	
	Private rented	
	Housing association rented	
	Shared ownership	
	Conversion of existing building	
	Self-build	
	Tied to employment	
	Other <i>[specify]</i>	

Size of present home: <i>(please mark x)</i>		Size of home you need: <i>(please mark x)</i>
	1 bedroom	
	2 bedrooms	
	3 bedrooms	
	4 bedrooms	
	5+ bedrooms	

CONTACT DETAILS	
Name:	
Address:	
Telephone Number/s:	
E-mail address:	
Date form completed:	

The Rural Housing Project will contact you in due course for further details.



RURAL HOUSING PROJECT

EXMOOR, NORTH DEVON AND WEST SOMERSET

Exmoor House, Dulverton, Somerset.TA22 9HL

☎ (01398) 322249 ✉ cbsavage@exmoor-nationalpark.gov.uk

16 March 2012

Dear

Thank you very much for completing and returning the housing needs survey we sent out recently.

You filled in Section 2 for people likely to need to move in the next five years, and we are therefore enclosing a further form designed to give us the information we need to try and help as many local people as possible to live in a home that is the right size and location for their needs. Please complete and return this as soon as possible. We attach a photocopy of your first form, for your reference.

All information received will be stored confidentially and used to work out what can be provided in terms of development to benefit the community. We will get in touch if a housing scheme is brought forward that could meet your requirement.

We look forward to hearing from you in due course.

Yours sincerely

Colin Savage

Colin Savage
Rural Housing Enabler

Enc.



RURAL HOUSING PROJECT

EXMOOR, NORTH DEVON AND WEST SOMERSET

FOLLOW-UP HOUSING NEEDS SURVEY FORM

1. WHO NEEDS HOUSING?

Please provide the following information for everyone who will need to move with you:

Living at present home: (please tick)	Relationship to you (e.g. wife, partner, son)	Age	Male/Female (M/F)	Will live at the home you need: (please tick)
	Myself			

Why do you need to move (you can give more than one reason)?

a) First independent home		b) Couple setting up home together	
c) Present home too small		d) Present home too large	
e) Health/Disability		f) Need specially adapted home	
g) Present home in poor condition		h) Present home too expensive	
i) Renting but would like to buy		j) Moved away and wish to return	
k) Private tenancy, need more security		l) In tied housing, need more security	
m) Family break up		n) For family care/support	
o) To be near work		p) Living with parents or in someone else's home	
q) Other [please explain]			

Which of the above is your main reason? Please state one letter only

2. **LOCAL CONNECTION**

a. **Where do you need to live?**

Please tell us which settlements you need to live in, in order of preference, and give the reasons for your choices (e.g. near work, near family, born/brought up there, etc.)

1 st	2 nd	3 rd
<u>Reason</u>	<u>Reason</u>	<u>Reason</u>

We may need evidence to support your local connection.

b. **Long Term Residence**

Housing may be provided for people with long term residence or for those needing to live close to someone who has lived locally for a long time.

Please provide all addresses and dates of residence for the people who have lived locally during the last 20 years:

Address (including postcode)	From (month/year)	To (month/year)

Continue on a separate sheet if necessary

c. Employment

Can you demonstrate that you have areal need to live locally because you have permanent employment?

Yes / No

Please describe the nature of that work and why you need to live nearby:

Where is your place of work?

Post code:

If you work from home, does your new housing need to take account of this? If so, please provide more detail:

d. To provide care or support

Is there someone living locally who needs you to live nearby in order for one of you to provide support or care to the other, for age or medical reasons?

Yes / No

Please state their relationship to you: _____
and provide their addresses in 2b above.

e. Are you a former resident of this parish who wishes to return>

Yes / No

If yes, please tell us why you originally left and why you wish to return:

f. Do you need different housing because of age or health reasons? Please explain:

g. Do you have any other relevant local connection to the area? If so, please describe:

3. **INCOME AND SAVINGS**

In order to fully assess the type of housing you can afford, it is necessary to know about your current income, savings, capital and investments. This information should be combined for couples/households.

Which of the following ranges of annual income does your household have?
(gross income, before deductions).

Less than £20,000 per annum	<input checked="" type="checkbox"/>
£20,000 - £24,999 per annum	<input type="checkbox"/>
£25,000 - £29,999 per annum	<input type="checkbox"/>
£30,000 - £39,999 per annum	<input type="checkbox"/>
£40,000 - £49,999 per annum	<input type="checkbox"/>
Over £50,000 per annum	<input type="checkbox"/>

If you are interested in purchasing a property, how much deposit could you raise? (round up or down to nearest £1000):

£.....

4. **HOUSING REGISTER**

If your household needs affordable housing, it is essential that you are on the Council Housing Register.

Are you currently registered on the Local Authority housing waiting list?

	<input checked="" type="checkbox"/>
Yes	<input type="checkbox"/>
No	<input type="checkbox"/>
Application submitted	<input type="checkbox"/>
Intend to apply soon	<input type="checkbox"/>

If you have any queries about this form, affordable housing or the Rural Housing Project please contact:

Colin Savage, Rural Housing Enabler
Exmoor House, Dulverton. TA22 9HL

☎ 01398 322249 cbsavage@exmoor-nationalpark.gov.uk



RURAL HOUSING PROJECT

EXMOOR, NORTH DEVON AND WEST SOMERSET

Goodleigh people may remember that a short survey form was posted to them recently, to see if there is a need for affordable housing for local people in the parish. This identified a number of households who appear to need housing, and they have been sent a longer, follow-up survey form. So far, however, only two have been returned. The Rural Housing Project very much needs this information in order to make an accurate recommendation about the requirements for housing. If you have received such a form, but not returned it, could you please send it to us now?

If you need new housing in the village, do get in touch with Colin Savage at the Rural Housing Project: telephone 01398 322249 or e-mail cbsavage@exmoornationalpark.gov.uk.